

# AWS Marketplace Seller Reports

The purpose of this guide is to walk Channel Partners and ISV's through the steps to access their reports, as well as provide a report quick reference guide to use.

## Prerequisites

- Channel Partners and ISVs must be registered as a [Seller on AWS Marketplace](#) (AWSMP)

If you are unsure if you meet all prerequisites, contact your channel account manager or [contact our team for support](#).

## Steps

By following the below steps, Consulting Partners and ISV's can access and download their AWS Marketplace Seller Reports.

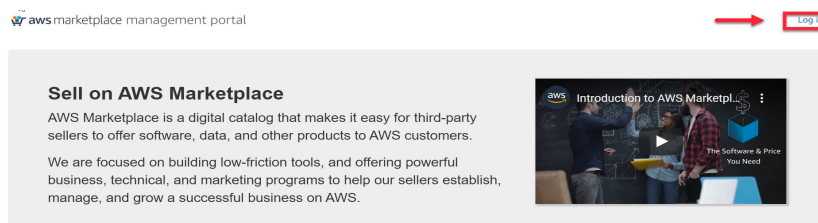
For your reference, bookmark the [Seller Reports](#) page. Click through each report's page on the left side navigation under the "Seller Reports" header to find an overview and summary.

### Step 1

Navigate to AWS Marketplace Portal: <https://aws.amazon.com/marketplace/management/tour/>

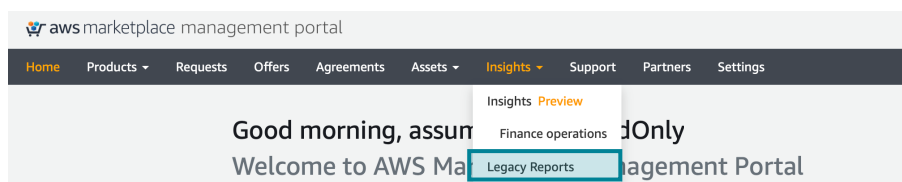
### Step 2

Login to AWS Marketplace Portal



### Step 3

Select "Insights" from banner options, then select "Legacy Reports"



#### TO LEARN MORE ABOUT AWS MARKETPLACE

Contact our team for [support with Channel Partner Private Offers \(CPPO\)](#)

#### CONNECT WITH US

[facebook.com/amazonwebservices](https://facebook.com/amazonwebservices)

[twitter.com/awsmarketplace](https://twitter.com/awsmarketplace)

[youtube.com/user/amazonwebservices](https://youtube.com/user/amazonwebservices)


[aws.amazon.com/blogs/marketplace](https://aws.amazon.com/blogs/marketplace)

[aws.amazon.com/blogs/apn](https://aws.amazon.com/blogs/apn)

## Step 4

From here you can navigate to which report and for what period you want to review, click to download report

*Please note, each report must be filtered to the date of your choosing. They will not auto-filter.*


aws marketplace management portal
Hello, assumed-role/ReadOnly/colbym-lsengard

Home
Products
Requests
Offers
Agreements
Assets
Insights
Support
Partners
Settings

### Legacy reports

Download the latest reports to run your business. To see older reports, click on the Additional Reports link at the bottom of each box. Each report is in a Comma Separated Value (CSV) file and can be opened in Microsoft Excel.

**Daily Business Report**

- January 22, 2023
- January 16, 2023
- October 22, 2022

Additional Reports

**Daily Customer Subscriber Report**

- May 4, 2023
- May 3, 2023
- May 2, 2023

Additional Reports

**Monthly Revenue Report**

- February 2023
- November 2022
- October 2022

Additional Reports

**Disbursement Report**

You have no Disbursement Reports available.

**U.S. Sales and Use Tax Report**

- February 2023
- November 2022
- October 2022

Additional Reports

## Step 5

After clicking the report and date of your choosing, hover over desired report to see “Click to download”, click this and the report will download in csv format.

**Daily Business Report**

Click to download

- January 22, 2023
- January 16, 2023
- October 22, 2022

Additional Reports

**Daily Customer Subscriber Report**

- May 4, 2023
- May 3, 2023
- May 2, 2023

Additional Reports

**Monthly Revenue Report**

- February 2023
- November 2022
- October 2022

Additional Reports

**Disbursement Report**

You have no Disbursement Reports available.

**U.S. Sales and Use Tax Report**

- February 2023
- November 2022
- October 2022

Additional Reports

## Report Quick Reference Guide

The table below outlines the reports available to Consulting Partners and ISV's with reference links, a quick summary, and whether the report is visible to Consulting Partners or ISV's. The key fields are the similar fields across reports and those most requested by Consulting Partners and ISV's.

Seller Report (reference doc link)	Report Description	Visible to Channel Partner	Visible to ISV	Key Fields
<a href="#">Daily Customer Subscriber Report</a>	This report is published daily for prior day activity and lists data for customers that have subscribed to your product. The report has two sections: one for hourly and monthly subscriptions and one for annual subscriptions.	Yes	Yes, Payer ID: end buyer, add'l col.: reseller acct # & name	<ul style="list-style-type: none"> <li>Customer AWS Account Number</li> <li>Offer ID</li> <li>Payer Reference ID</li> <li>Subscription Start Date</li> <li>Product ID</li> <li>Product Code</li> </ul>
<a href="#">Daily Business Report</a>	This report is published daily for prior day activity and provides usage information where it applies. The report has five sections: Usage by Instance Type, Fees, Free Trial Conversions, New Instances, New Product Subscribers, and Cancelled Product Subscribers.	Yes	No	<ul style="list-style-type: none"> <li>Customer AWS Account Number</li> <li>Payer Reference ID</li> <li>Payer Address ID</li> <li>Offer ID</li> <li>Customer Reference ID</li> <li>Customer Address and Email Domain</li> </ul>
<a href="#">Monthly Billed Revenue Report</a>	Monthly report for prior month activity that shows the total amounts that AWS bills to customers for hourly, annual, or monthly usage of your products. The report has four sections: billed amounts for hourly usage and monthly fees, variable-length subscriptions, field demonstration usage, and flexible payments.	Yes - Customer is end buyer	Yes - Customer is CP	<ul style="list-style-type: none"> <li>Transaction ref id</li> <li>Customer Reference ID</li> <li>Offer ID</li> <li>Payer Reference ID</li> <li>Customer Address and Email Domain</li> </ul>
<a href="#">Monthly Disbursement Report</a>	The monthly disbursement report provides information about funds that we collected and disbursed to your bank accounts since the previous disbursement. Disbursements can include customer payments or refunds for a subscription to your product, and some taxes collected or refunded to the customer. The report has seven sections: Disbursed amount by product, by customer geography, by instance hours, age of uncollected funds, age of disbursed funds, age of past due funds, Uncollected Funds Breakdown.	Yes - Customer is end buyer	Yes - Customer is CP	<ul style="list-style-type: none"> <li>Transaction ref id</li> <li>Customer AWS Account Number</li> <li>Payer Reference ID</li> <li>Payer Address ID</li> <li>Customer Address details and email domain</li> <li>Payment details including Gross Amount, AWS Rev Fee, AWS Tax, Seller Tax,</li> <li>Uncollected Section has detail of open invoices and includes due date</li> </ul>
<a href="#">Sales Compensation Report</a>	The report lists monthly billed revenue with additional customer information that isn't in the standard Monthly Billed Revenue Report. The report lists the total amounts that AWS bills to customers for hourly, annual, or monthly usage of your product.	Yes - Customer is end buyer	Yes - Customer is CP	<ul style="list-style-type: none"> <li>Customer AWS Account Number</li> <li>Transaction ref id</li> <li>Payer Reference ID</li> <li>Payer Address ID</li> <li>Customer Address details and email domain</li> <li>Revenue details</li> </ul>